

Version 1.1, 09/2020

VISATRON VN93

Complement information
to operating manual
V2.5 11/2015

Maintenance procedures VISATRON VN93



SCHALLER
AUTOMATION



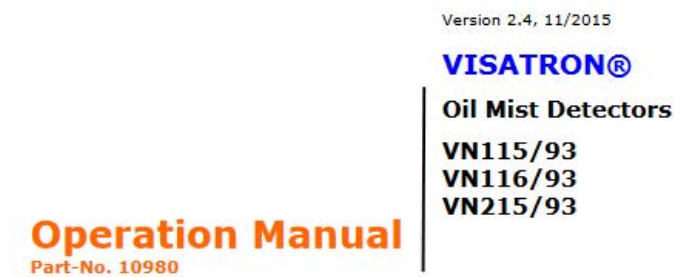
1 Maintenance

1.1 Maintenance cycle for a safe operation

The following table lists the maintenance cycles for the retrofit kit for pressure regulator. By conducting regular maintenance, Schaller Automation guarantees that the product will have a long service life. If the maintenance intervals are not observed, the oil mist detector may fail prematurely. It is essential that you follow the given sequence for the work.

All sequences of maintenance and troubleshooting are detailed in our operating manual Version 2.4 11/2015 available on our homepage

https://schaller-automation.com/en/wp-content/uploads/sites/2/2018/10/Manual_VN93-V2.4-English-1.pdf



IACS UR M67 type approved

SCHALLER
AUTOMATION 



Complement maintenance instruction VN93

Step	Description	Interval (whatever comes first)								Operating Manual section	Required Parts / Tools
		Hours									
		2.000	4.000	6.000	8.000	10.000	12.000	14.000	16.000		
	or Months	3	6	9	12	15	18	21	24		
1	Check negative pressure in Measuring Head: - under 55 mmWC -> adjust pressure between 55 mmWC and 65 mmWC -> o. k. - between 65 mmWC and 85 mmWC -> adjust pressure - over 85 mmWC -> check pressure regulator unit	X	X	X	X	X	X	X	X	3.1, p 29	270532 U-Tube Gauge Kit, or 151800 Digital pressure gauge
2	Clean infrared filters in measuring head	X	X	X	X	X	X	X	X	5.1, p 43	151482 Cleaning Kit
4	Exchange air filters and fresh air restrictor in measuring head	X	X	X	X	X	X	X	X	5.2, p 43	151490 Maintenance Kit
5	Perform functional test with test glass	X	X	X	X	X	X	X	X	7.1, p 48	270453 Test Plate Kit
6	Exchange air filters in Pressure Regulator Unit		X		X		X		X	5.3, p 44	151490 Maintenance Kit
7	Exchange filter cartridge of water separator (VNXXX/93)		O		O		O		O	8.3, p 61	273119 filter cartridge for water separator
8	Clean suction system with compressed air - ATTENTION, do not forget to refill the siphon blocks				X				X	3, p 29-33	Compressed Air
9	Check bellows for cracks and suspensions between measuring head and baseplate				X						
10	Check scavenging air outlet behind the control cover manually (low-right) by feeling the air stream				X				X		
11	Perform functional test of entire OMD system with smoke generator								S		Schaller Service 151067 smoke generator (110V) resp. 150740 (230V)
12	Overhaul complete OMD, incl. exchange bellows and suspension								S		Schaller Service 151482 Cleaning Kit Service Kit, as per model: VN115 - 151489 VN116 - 151487 VN215 - 151488



Complement maintenance instruction VN93

Legend

X – Work to be done by crew

O – Optional, only if optional water separator is installed

S – Executed only by authorized Schaller service team or partners

1.2 Maintenance and service kits VN93

1.2.1 Maintenance kit 151490



Figure 1 : Maintenance kit – Part No. 151490



Complement maintenance instruction VN93

Material	Description	Qty	Unit	Note
365206	Filter for pressure regulator unit	3	PC	For pressure regulator 151072
365197	Scavenging air filters	10	PC	
365208	O-RING 9,0x4,5 NBR70, pressure reducer	3	PC	For pressure regulator 151072
366717	Filter cartridge 5µm	2	PC	For pressure regulator 366709
355576	Gasket for inspection cover VN.../93	2	PC	
271899	Scavenging air insert (2 pcs per bag.)	2	PC	4 x 360251

Table 1: content of maintenance kit 151490



Complement maintenance instruction VN93

1.2.2 Cleaning kit 151482

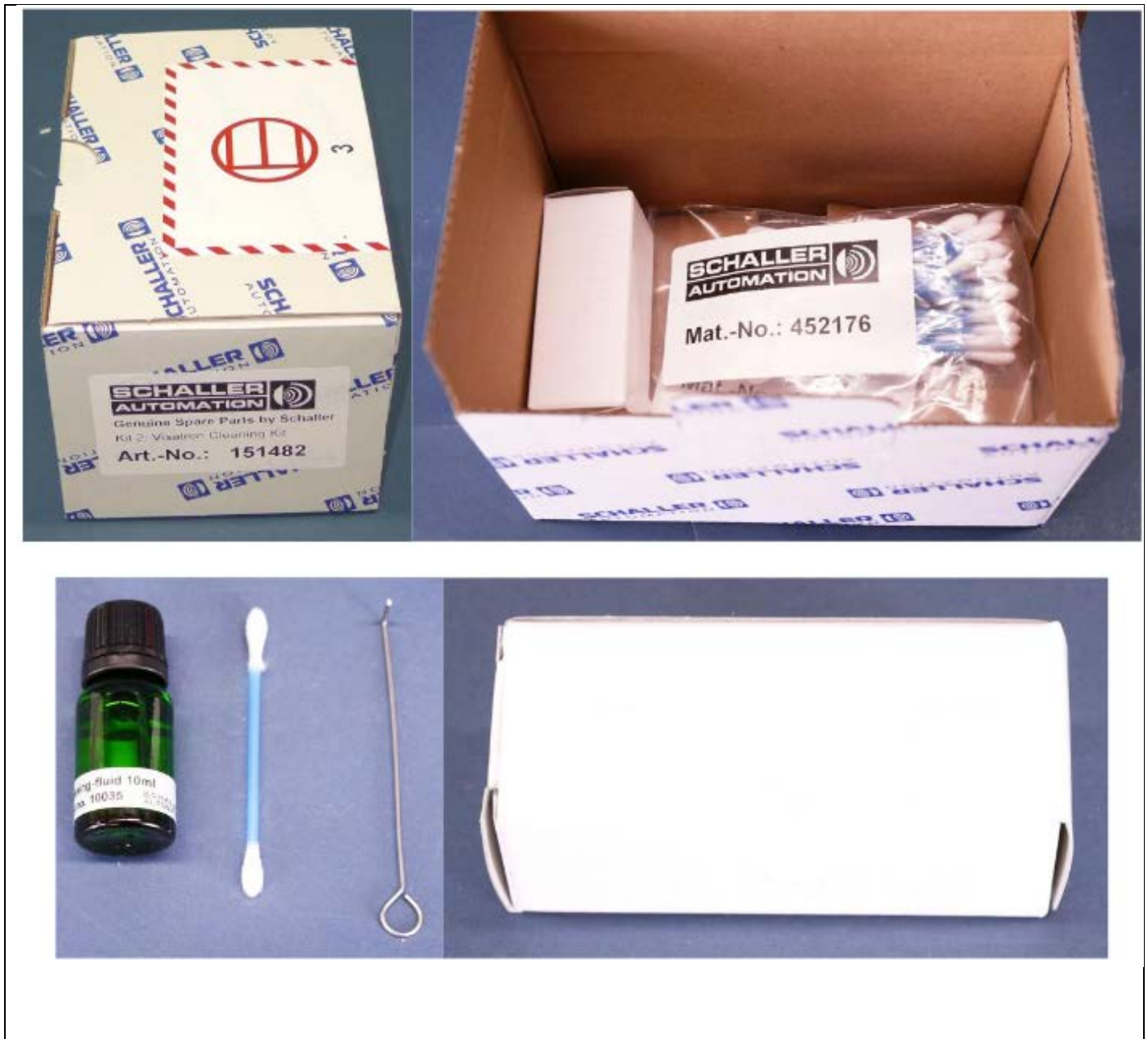


Figure 2 : Cleaning kit – Part No. 151482

Material	Description	Qty	Unit	Note
190003	Cleaning needle	1	PC	
452176	Cotton sticks to clean IR-filters	20	PC	
*	Bottle with cleaning fluid	1	PC	

Table 2: content of maintenance kit 151482

1.2.3 Service kit 151489 VN115/93




Figure 3 : Service kit VN115/93 – Part No. 151489



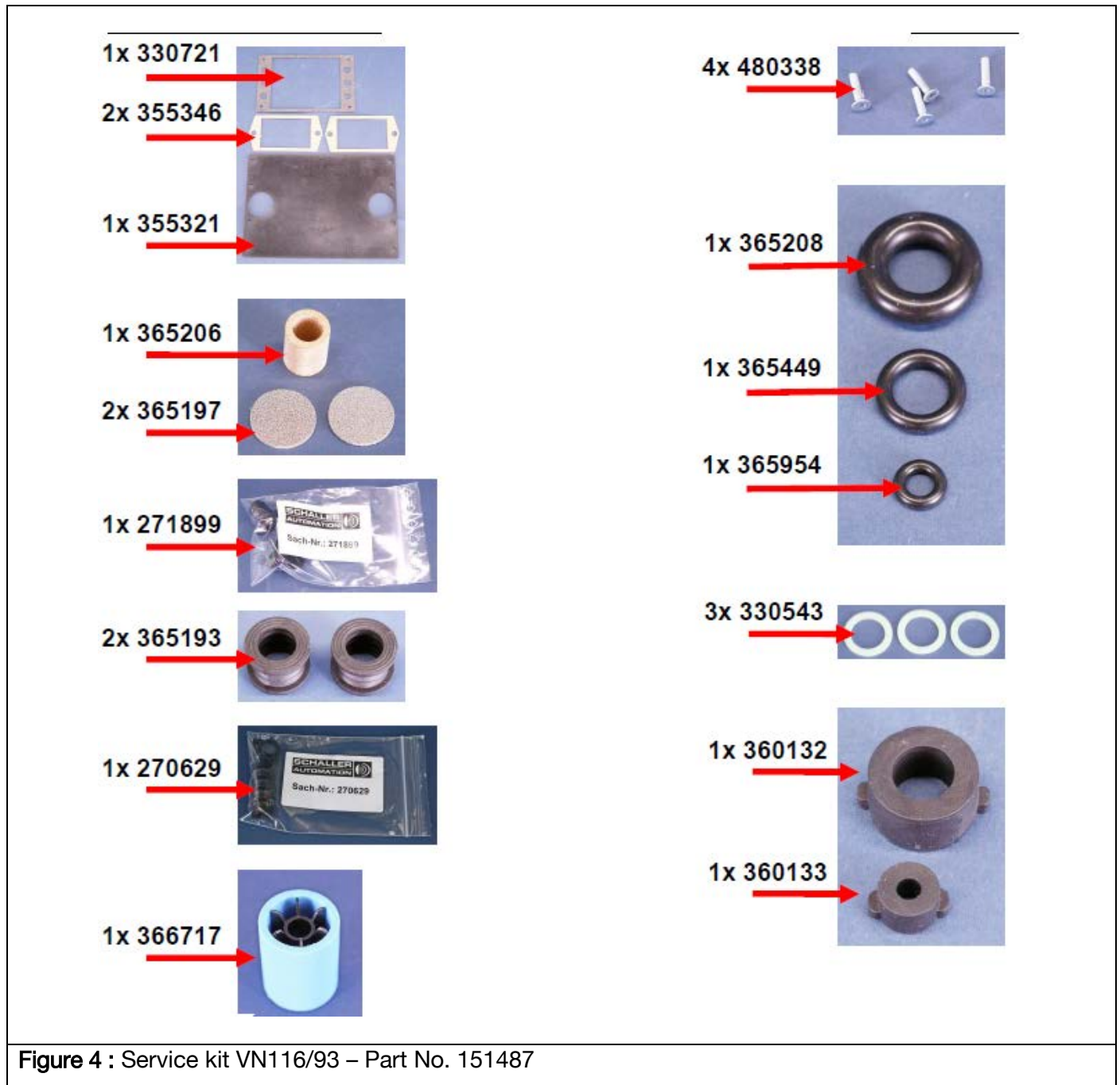
Complement maintenance instruction VN93

Material	Description	Qty	Unit	Note
330721	Gasket for valve box	1	PC	
355321	Gasket for measuring head VN/93	1	PC	
365206	Air filter for pressure regulator unit	1	PC	For pressure regulator 151072
365197	Scavenging air filter	2	PC	
271899	Scavenging air inserts for measuring heads	1	PC	2 x 360251
365193	Flexible bellow of suction channel	2	PC	
270629	Bellow of scavenging air channel	1	PC	
366717	Filter cartridge 5µm	1	PC	For pressure regulator 366709
480338	Screw DIN 965 M3x 12 A2	4	PC	
365208	O-RING 9,0x4,5 NBR70, Screw Pres Reducer	1	PC	For pressure regulator 151072
365449	O-RING 8,0x2,5 Screw Throttle	1	PC	
365954	O-RING 4,0 x 1,75 NBR70	1	PC	
330543	Gasket to Air-Jet Pump	3	PC	
360136	Oil return gasket	1	PC	

Table 3: content of maintenance kit 151489



1.2.4 Service kit 151487 VN116/93



Complement maintenance instruction VN93

Material	Description	Qty	Unit	Note
330721	Gasket for valve box	1	PC	
355346	Gasket for tube connection	3	PC	
355321	Gasket for measuring head VN/93	1	PC	
365206	Air filter for pressure regulator unit	1	PC	For pressure regulator 151072
365197	Scavenging air filter	2	PC	
271899	Scavenging air inserts for measuring heads	1	PC	2 x 360251
365193	Flexible bellow of suction channel	2	PC	
270629	Bellow of scavenging air channel	1	PC	
366717	Filter cartridge 5µm	1	PC	For pressure regulator 366709
480338	Screw DIN 965 M3x 12 A2	4	PC	
365208	O-RING 9,0x4,5 NBR70, Screw Pres Reducer	1	PC	For pressure regulator 151072
365449	O-RING 8,0x2,5 Screw Throttle	1	PC	
365954	O-RING 4,0 x 1,75 NBR70	1	PC	
330543	Gasket to Air-Jet Pump	3	PC	
360132	Sealing for oil draining in valve box	1	PC	
360133	Sealing for suction channel in valve box	1	PC	

Table 4: content of maintenance kit 151487



Complement maintenance instruction VN93

1.2.5 Service kit 151488 VN215/93



Complement maintenance instruction VN93

Material	Description	Qty	Unit	Note
330721	Gasket for valve box	1	PC	
355321	Gasket for measuring head VN/93	1	PC	
365206	Air filter for pressure regulator unit	1	PC	For pressure regulator 151072
365197	Scavenging air filter	2	PC	
271899	Scavenging air inserts for measuring heads	1	PC	2 x 360251
365193	Flexible bellow of suction channel	2	PC	
270629	Bellow of scavenging air channel	1	PC	
366717	Filter cartridge 5µm	1	PC	For pressure regulator 366709
480338	Screw DIN 965 M3x 12 A2	4	PC	
365208	O-RING 9,0x4,5 NBR70, Screw Pres Reducer	1	PC	For pressure regulator 151072
365449	O-RING 8,0x2,5 Screw Throttle	1	PC	
365954	O-RING 4,0 x 1,75 NBR70	1	PC	
330543	Gasket to Air-Jet Pump	3	PC	
360132	Sealing for oil draining in valve box	1	PC	
360133	Sealing for suction channel in valve box	1	PC	
360079	Rubber plate for VN215 valve box connection	2	PC	
360194	Rubber plugs for unused valve box connections	5		

Table 5: content of maintenance kit 151488

1.3 Service network

Schaller Automation service partner are present in 130 countries. Contact details available on our homepage <https://schaller-automation.com/en/partners/>

You can also contact our technical support at our HQ in Germany : **Tel. +49 6842 508 0**

